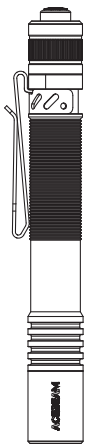




User Manual



Pokelit 2AA

Pen Style High CRI Flashlight

Thank you for purchasing ACEBEAM Product.
Before first use, unscrew the head and remove the insulating film.

FEATURES

- Utilizes imported Nichia 519A High CRI-90 5000K LED, produces a uniform and smooth spot with no artifacts.
- Delivers a max output of 600 lumens and a up to 101 meters throw, perfect for taking care of everyday tasks.
- Powered by one 14100 3.7V 1600mAh Acebeam customized Lithium-ion battery (For option).
- Compatible with two widely available standard AA batteries, it runs up to 13.5 days at 0.5 lumens.
- The anti-slip tail switch allows quickly turning the light on/off or shifting modes between Low and High.
- Includes a two-way pocket clip to clamp securely onto shirts, or pockets - a great EDC option.

SPECIFICATIONS

Size: 144mm(Length) x 18.2mm(Head Dia.) x 17mm (Tube Dia.)
/ 5.7" x 0.72" x 0.68"
Weight: W/ 85.5g(3,0oz)W/O 42g(1.5oz)

Technical Parameter

STANDARD	1x14100P Li-ion Battery		2xNi-MH Battery		2xAlkaline Battery		TV
	High	Low	High	Low	High	Low	
Beam Diameter	300~360 lumens	20 lumens	300~100~50 lumens	0.5 lumens	300~100~50 lumens	0.5 lumens	✓
Beam Distance	35m+ 1144ftmin	23h	35m+5h13mm +10ftmin	23.5days	35m+3h13mm +20ftmin	12days	✓
Beam Diameter	50mm						2m
Beam Distance	2.550cd						

Notice: The above-mentioned parameters have been measured in accordance with the international flashlight testing standard ANSI/NEMA FL1, and are approximate and may vary from flashlights, batteries, and environments.

⚠ NOTICE

Please DO NOT use rechargeable 14500 Li-ion batteries. This may cause the LED or electronic components to burn out or even result in irrecoverable damage when screwing the head.
DO NOT use rechargeable batteries with a normal voltage higher than 4.2V. This may cause damage to the product.

OPERATION INSTRUCTION

Single-click: Turn on in Low by default or turn the light off
Half-press and hold: When the light is OFF, momentary on (release the switch, momentary off)

Modes Switching:

Fully click the switch when you selected the desired mode between Low and High.

Multiple half-presses:


When the light is OFF, toggling between low and high.
Mode memory: Always starts in Low (when the light is turned off for long than 1 second)

Low battery warning:

When the light starts dimmer output, irregular blinking or turn off automatically. Time to replace batteries.

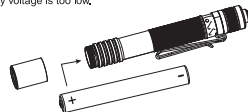
INSULATING FILM

Before first use, unscrew the head and remove the insulating film.



BATTERY INSTALLATION

- Ensure battery is inserted with the positive (+) end pointing to the head of the flashlight (LED side).
- It is normal for the flashlight not being able to reach 600 lumens when the battery voltage is too low.



WARNING

- Keep out of reach of children.
- If the light is about to be put aside for a long time or be transported, please unscrew the head and remove the battery to cut off the circuit.
- DO NOT use rechargeable batteries with a normal voltage higher than 4.2V. This may cause damage to the product.
- DO NOT throw the flashlight into the fire. This may cause the battery to explode or incur unexpected hazards.
- DO NOT clean the lens with alcohol or any other chemicals.

DANGER

- DO NOT Shine the light directly into human eyes. This may cause temporary blindness or permanent damage to the eyes.
- DO NOT cover the light head when the flashlight is on, or place the flashlight head on the ground. The radiation energy of the flashlight may cause damage to the flashlight itself, or even result in burning to other materials.

PRODUCT WARRANTY

- 15 days free replacement: Contact the original seller for repair or replacement.
- 5 years free repair: Acebeam will offer free repair within 5 years for lights from the date of purchase if problem develops with normal use.
- The free warranty does not apply to any of the following situations:
 - Defective due to normal wear, misuse, disintegrations, negligence, tear, modifications, or repair by anyone other than an authorized dealer, retailer or ACEBEAM itself.
 - Defective due to rough handling
 - Product defect or damage caused by battery leakage or battery misuse

DISCLAIMER CLAUSE

Acebeam is not liable for damages or injuries sustained resulting from the usage of the product inconsistent with the warnings in the manual.



Follow us for more information about Acebeam.



SHENZHEN ZENBO TECHNOLOGY CO., LTD
+86-0755-23036551
www.acebeam.com
the info@acebeam.com

1/F, No.1 Building, Yijiang Industrial Park, Dalang,
Longhua, Shenzhen 518100, Guangdong, China

Copyright © 2022 ACEBEAM. All rights reserved.
Powered by Shenzhen Zenbo Technology Co., Ltd.

EU Representative information
Humax International B.V.
Address: Joop Geestinkweg 701,
1114 AB

Amsterdam-Duivendrecht, the
Netherlands
Tel: +31 (0) 20 369 8116
Fax: +31 (0) 20 369 8114
E-mail: business@humax.nl