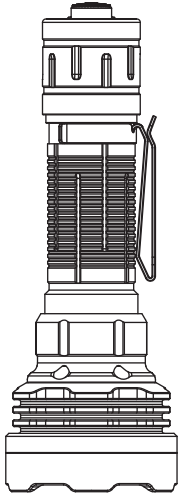




User Manual



DEFENDER P18

Dual Tail Switch
Rechargeable Tactical Flashlight

FEATURES

- Utilizes 4 x Luminus SFT-40 LEDs with a max output of 5000 lumens
- Max peak beam intensity of 98910 cd and max throw of 629 meters
- Dual tail switches enable intuitive operations for tactical applications
- Highly efficient constant current circuit provides a stable output for up to 20 days
- Intelligent Li-ion battery charging circuit with a hidden USB TYPE-C port
- Acebeam 21700 Li-ion battery included (IMR21700NP-510A, 5100mAh)
- A charging indicator can display the battery charging state
- Stainless steel strike bezel enables excellent glass breaking performance
- Toughened ultra-clear glass lens with an anti-reflective coating
- Made of durable A6061-T6 aluminum
- Premium type HAIII hard-anodized anti-abrasive finish
- Size: 144.8(Length) x 50.2(Head Dia.) x 26(Tube Dia.) x 29(Tail Dia.)mm
5.71" x 2.0" x 1.02" x 1.14"
- Weight: 255.8 g / 9.02 oz (including battery); 185 g / 6.5 oz (excluding battery)
- Waterproof and dustproof rating in accordance with IP68 (2 meters submersible)
- Impact resistant to 1.5 meters

PACKAGE LIST

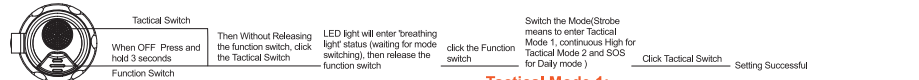
Acebeam Defender P18 Flashlight, Acebeam IMR21700NP-510A battery, USB-C Charging Cable, Spare O-rings, User Manual, Warranty Card.

TECHNICAL PARAMETER

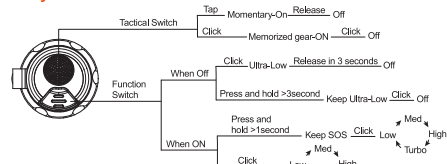
EUI STANDARD	Daily Mode						Tactical Mode 1					Tactical Mode 2			
	Turbo	High	Med	Low	Ultra-Low	SOS	Turbo	High	Med	Low	Strobe	High	Low	Ultra-Low	
☀️	5000~1250 ~100lumens	2200~1250 ~100lumens	580~100 lumens	100 lumens	2 lumens	2000 lumens	5000~1250 ~100lumens	2200~1250 ~100lumens	580~100 lumens	100 lumens	2000 lumens	2000~1500 ~100lumens	100 lumens	2 lumens	
🕒	60s+ 1h55min+1h	3min+ 1h45min+1h	5.5h +20min	1.5days	20days	2h30min	60s+ 1h55min+1h	3min+ 1h45min+1h	5.5h+20min	1.5days	2h47min	10min+ 1h20min+1h	1.5days	20days	
🔦	629m	402m	214m	107m	390m	629m	629m	402m	214m	107m	390m	390m	107m	390m	
🔦	98910cd	40401cd	11449cd	2862cd	38025cd	98910cd	98910cd	40401cd	11449cd	2862cd	38025cd	38025cd	2862cd	2862cd	

Notice: The above-mentioned parameters (tested with 1xIMR21700NP-510A battery) have been measured in accordance with the international flashlight testing standard ANSI/NEMA FL1, and are approximate and may vary from flashlights, batteries, and environments.

OPERATIONS User Setting Change:

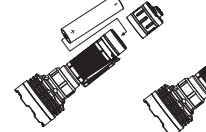


Daily Mode:



BATTERY INSTALLATION

- Ensure battery is inserted with the positive (+) and pointing to the head of the flashlight (LED side).
- It is normal for the flashlight not being able to reach 5000 lumens when the battery voltage is too low.



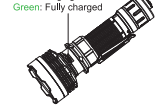
INSULATING FILM

Before first use, unscrew the tail switch and remove the insulating film.
Insulating Film



HIDDEN USB PORT

USB Type-C charging
Red: Charging
Green: Fully charged



LOW-VOLTAGE WARNING

The flashlight will be forced to reduce to the Low If the power is not enough to support the current output. If you continue to use it, it will flash 3 times every 30 seconds when the power is too low.

WARNING

- DO NOT shine the flashlight directly into anyone's eyes to prevent visual impairment to the user or others.
- This flashlight is recommended use for adult or under adult supervision.
- Keep the product in a safe place out of reach of children.
- This flashlight is capable of emitting intense heat when turning on for a long period of time.
- DO NOT shine an object at close range, cover the flashlight, or place the head face downward when it is on. The heat built-up may objects to burn or even result in unexpected disasters.
- DO NOT immerse the flashlight in seawater or other corrosive media as it will damage the light.
- Please turn the flashlight off and loosen the tail switch if it is left unused, carried or transported.

USAGE AND MAINTENANCE

- Unauthorized disassembly may damage the light and void the warranty.
- Lubricate the threads with professional grade lubricant regularly.
- Please swap out the O-rings regularly to maintain the water resistance level.
- Maintain and keep clean any contact surfaces of the flashlight with alcohol swab. This may prevent irregular flashes during use.
- Under poor battery level, please recharge/replace the battery.

PRODUCT WARRANTY

- If the customer experiences any problems with an Acebeam product within 15 days of purchase, the dealer will replace that product.
- If an Acebeam flashlight falls during normal use within a period of 5 years (60 months) of purchase, the dealer will repair or replace the flashlight with the same or similar model.
- ACEBEAM Batteries, accessories and lanterns with built-in batteries are warranted for a period of one year (12 months) from the date of purchase.
- The warranty does not cover damage or failure caused by:
 - Rough usage or operation which does not comply with the user manual or product specifications.
 - Unauthorized disassembly, repair or modification. Defects or damaged caused by factors out of Acebeam's control.
 - Battery leakage damaged products.
- If there are any questions about ACEBEAM products, please consider the warranty and contact Acebeam or your original Acebeam dealer for warranty return instructions.

Email: info@acebeam.com

DISCLAIMER CLAUSE

Acebeam is not liable for damages or injuries sustained resulting from the usage of the product inconsistent with the warnings in the manual.



SHENZHEN ZENBON TECHNOLOGY CO., LTD
#86-0755-23036551
www.acebeam.com
info@acebeam.com
1/F, No.1 Building, Yijiyang Industrial Park, Datang, Longhua, Shenzhen 518100, Guangdong, China
Copyright © 2022 ACEBEAM.
Powered by Shenzhen Zenbon Technology Co., Ltd

EU Representative information
Hummus International B.V.
Address: Joop Geesinkweg 701, 1114 AB
Amsterdam-Duivendrecht, the Netherlands
Tel: +31 (0) 20 369 8116
Fax: +31 (0) 20 369 8114
E-mail: business@hummus.com